

UKIM NATIONAL EDUCATION TEAM



UKIM Syllabus

Islamic Studies, Quran, Hifz, Arabic & Urdu

Updated June 2016

*We start in the name of Allah, the Most Merciful and the Most Beneficent.
All praises are due to Allah, the Lord of the Worlds.*

The National Education Team has prepared a revised syllabus with new resource materials for use in UKIM schools. This has come about after two years of planning and consultation with UKIM Mosques and this syllabus will be used to set the annual examinations across all UKIM schools.

Aim of the Madrassah/Schools

To educate and inspire young people in a friendly environment so they may become active members of our society.

Objectives

1. To provide learners with a balanced understanding of Islam and society.
2. To help learners fulfil their Islamic duties such as prayer, obedience to elders and love for youngsters.
3. To help encourage learners to develop their Islamic personality and be proud to be Muslims.
4. To equip the learners with essential skills so they may contribute positively to the well-being of their local communities and wider society.

Ever since the first syllabus was introduced in the early 80s, it has been a long standing tradition to start all classes with a group recitation of Surah Fatihah (the first chapter of the Holy Quran) in the form of a dua. This integral part of the lesson will remain and must be adhered to at all times.

As always we welcome and value your feedback as this is instrumental in helping shape the future of learning in our schools. For additional resources to supplement the syllabus please visit the UKIM National Education Team website.



National Education Team
2 Ramadhan 1437, 8 June 2016

Hints and tips for head teachers, teachers and parents

1	Role model behaviours	<p>The teaching of Islam loses its meaning if teachers are not consistent with their words and deeds both inside and outside of the classroom. Arriving in the classroom before the learners is more important than the lesson itself.</p> <p>Implementation of the syllabus depends mostly on the teachers and head teachers at each school.</p>
2	Resources	<p>Learning is enhanced when the teaching is varied. Using resources such as white boards, videos, audio, coloured paper, crafts, laptops as well as other materials will cater for most learning styles and ensure learning is taking place.</p>
3	Engagement	<p>An integral part of learning is learner engagement. The lessons must be a two way process allowing learners to work in groups, ask questions and for ideas to develop in a friendly environment.</p>
4	Quran	<p>Utilise this lesson to allow learners to explain their understanding of Tajweed rules that have been taught (the learner can be the teacher for part of the lesson). Also around 10 minutes should be spent as a whole class reading through a small segment of the Quran in English.</p> <p>Within the Quran class memorisation of Surah's and Dua's should be encouraged.</p>
5	Islamic Studies	<p>The Weekend Learning series are an excellent set of books. They contain lesson objectives which must be revisited at the end of each lesson to check the learners understanding.</p>
6	Hadeeth for beginners	<p>This is an opportunity for learners to write, explain and memorise these short ahadith. Monthly competitions and a leader board will aid the learning.</p>
7	Languages	<p>All four skills, reading, writing, speaking and listening must be covered.</p>
8	Reward and recognition	<p>Regular certificates/awards for good behaviour, effort and exceptional work in monthly assemblies will help create an encouraging learning environment.</p>
9	Home	<p>Parents must spend quality time at home with their children supporting their studies.</p>

Level 1– Course Outline and Guidelines

Recommended Books:



Hifz Studies

Objective:	Objective is for all students to finish memorization of Surah Ikhlas, Surah Fatihah, Duas and Kalima 1 and 2
Course Guideline:	Memorize small Sūrahs Fātihah, Naas, Falaq and Ikhlas (Arabic) Memorize small Duas 1 to 6 with meaning Arabic & Meaning Kalima 1 and 2 Arabic only Emphasis on proper pronunciation
Recommended Books:	UKIM Studies in Islam Part 1

Hadith Studies

Objective:	Memorize ahadith Objective is for all students to finish memorization of a hadith up to hadith 8 meaning.
Course Guideline:	Memorize small ahadith 1, 3, 4, 10, 14, 15, 18, 23 All Ahadith should involve discussion to understand the application in our lives. Students should know the ahadith by titles. Emphasis on proper pronunciation
Recommended Books:	Hadeeth for beginners

Salah Revision

Objective:	To Learn the some basics of Salah and Performance of Wudu
Course Guideline:	Performance of Wudu Salah basic Sana, Ta'awwuz, Tasmiyah, What to Say in Ruku, then Standing and in sajdah
Recommended Books:	UKIM Studies in Islam Part 1 chapter on salah or Weekend learning book.



Level 1 (5-6 years old) – Islamic Studies

Objective:	Introduce the students to Islam – basic ideas about the Qur’ān, Hadīth, past prophets, Prophet Muhammad (pbuh), Islamic values in life. Learn about wudu and salat.
-------------------	---

Week	1 st Level Lesson	Lesson Outline and Objective
1	Allāh: Our Creator	Who is Allāh, what did He create? Everything in the world was created by Allāh.
2	Islam	What is Islam, why we follow Islam? Get a basic idea about their religion Islam.
3	Our Faith	The students will learn about our faith. The articles of faith are introduced.
4	Prophet Muhammad (S)	Students will learn about Muhammad (S). Who was he? Why do we respect him?
5	The Qur’ān	What is the Qur’ān? The students will learn about the Qur’ān.
6	EXAM	
7	5 pillars	Know and remember the 5-pillars. The significance and meaning of the pillars.
8	Shahadah	Memorize and understand the meaning of the Kalimah and shahadah.
9	Salāt and wudu	What is salat? Why we do wudu? Introduction to salat and wudu.
10	Ramadan	What is Ramadan – what do we do in Ramadan? Its significance.
11	Zakah	Overview of charity, why is it important.
12	Hajj	How, when and where Hajj is performed. Some terminology with relation to Hajj.
13	EXAM	
14	Saying bismillāh	Why saying bismillah is important for all Muslims. Learning Islamic etiquette.
15	Angels	Overview of the angels.
16	Shaitān	Why is shaitan our enemy? What does he do?
17	Adam	Introduction about prophet Adam – his brief biography.
18	Nūh	Introduction about prophet Nuh – his brief biography.
19	Ibrāhīm	Introduction about prophet Ibrahim – his brief biography.
20	EXAM	
21	Mūsā	Introduction about prophet Musa – his brief biography.
22	‘Isā	Introduction about prophet Isa – his brief biography.
23	Makkah and Madinah	Overview of the two holy cities in Islam.
24	Good manners	What is good manners and why we should show good manner? A moral building lesson.
25	Kindness sharing	Why we have to be kind and learn sharing? A moral building lesson.
26	EXAM	
27	Allāh rewards good works	To know that Allāh rewards all good deeds.
28	Respect	Learning about respect. A moral building lesson.
29	Forgiveness	Learning about forgiveness. A moral building lesson.
30	Love of Allāh	Love of Allāh makes us good Muslim. An introduction about how we can love Allāh.
31	Eid	Overview of Eid ul Fitr. This class will coincide with the timing of the Eid.
32	Thanking Allāh	Why should we thank Allāh, when do we thank Him and how?
34	EXAM	

Level 2 – Course Outline and Guidelines

Recommended Books:



Hifz Studies

Objective:	Objective is for all students to finish memorization of Surah Ikhlas, Surah Fatihah, Duas and Kalima 1, 2 and 3
Course Guideline:	Memorize small Sūrahs Fātīhah, Naas, Falaq & Ikhlas Memorize small Duas 7 to 13 with meaning Arabic and meaning Kalima 1-2 & Kalima 3 Arabic only Emphasis on proper pronunciation
Recommended Books:	Juz Amma for Madrassah Students or UKIM Studies in Islam Part 1

Hadith Studies

Objective:	Memorize ahadith Objective is for all students to finish memorization of ahadith up to hadith 10 with meaning.
Course Guideline:	Memorize small ahadith 1, 3, 4, 5, 10, 14, 15, 17, 18, 23, All Ahadith should involve discussion to understand the application in our lives. Students should know the ahadith by titles. Emphasis on proper pronunciation
Recommended Books:	Hadeeth for beginners

Salah Revision

Objective:	To Learn the some basics of Salah and Performance of Wudu
Course Guideline:	Performance of Wudu Salah basic Sana, Ta'awwuz, Tasmiyah, Al fatihah, Surah Ikhlas What to Say in Ruku, then Standing and in sajdah with meaning
Recommended Books:	UKIM Studies in Islam Part 1 chapter on salah or Weekend learning book.

Level 2 (7-8 years old) – Islamic Studies

Objective:	Introduce the students to Islam – a basic idea about the Qur’ān, Hadīth, past prophets, Prophet Muhammad (pbuh), Islamic values in life continues. Depth of coverage and emphasis in each chapter increases.
-------------------	--



Week	2 nd Level Lesson	Lesson Outline and Objective
1	Allāh the Creator	Overview of who created us – Allāh is the Creator
2	Blessings of Allāh	Everything is a blessing of Allāh – students to understand the concept
3	The Qur’ān	What is the Qur’an? Students to know various things about the Qur’an
4	Muhammad (S)	An introduction of the Prophet (S)
5	Sunnah and hadīth	An introduction to the Sunnah and Hadith and their importance.
6	EXAM	
7	5 Pillars	Students will continue to learn and reinforce 5 pillars of Islam.
8	Shahadah	Students will learn about importance of Shahadah
9	Salāt	Students will learn about Salat – types, importance, timing
10	Sawm	Why Muslims fast? Overview of fasting and its significance
11	Charity	Zakah – An overview of one of the 5-pillars
12	Hajj	Hajj – An overview of one of the 5-pillars
13	EXAM	
14	Wudu	Students will learn the Steps of wudu
15	Four khalīfas	Students will learn a short introduction of the 4-khalifas in Islam.
16	Ibrāhīm	Introduction to the elementary biography of prophet Ibrahim.
17	Ya’qūb and Yūsuf	Introduction to the elementary biography of prophet Ya’qūb and Yūsuf
18	Mūsā and Harun	Introduction to the elementary biography of prophet Mūsā and Harun
19	Yūnus	Introduction to the elementary biography of prophet Yūnus
20	EXAM	
21	Angel	Understanding the basic idea of Angels – their roles and duties.
22	Foods that we may eat	Understanding basic concept of foods that we may eat.
23	Truthfulness	Understanding importance of value – Truthfulness as stressed in Islam
24	Kindness	Understanding importance of value – kindness as stressed in Islam
25	Respect	Understanding importance of value – respect as stressed in Islam
26	EXAM	
27	Responsibility	Understanding importance of value – Responsibility as stressed in Islam
28	Obedience	Understanding importance of value – obedience as stressed in Islam
29	Cleanliness	Understanding importance of value – cleanliness as stressed in Islam
30	honesty	Understanding importance of value –Honesty as stressed in Islam
31	Day of Judgment, Hereafter	Introduction to the Day of Judgment, Hereafter
32	Muslims from different nations	A general overview of Muslims in the world.
33	EXAM	

Extension work:

Islam and Muslims (*Islam for Younger People by G. Sarwar p14 – 15*)

Level 3– Course Outline and Guidelines

Recommended Books:



Hifz Studies

Objective:	Objective is for all students to finish memorization of sūrah Fātihah An Naas up to Al Kawthar Duas 9-15 and Kalima 1 -3, including Iman Mufasal.
Course Guideline:	Finish memorization of sūrah Fātihah Naas up to Al Kawthar Know the overall meaning of sūrah Al-Fātiha, An-Nas to Al-Ikhlās Memorize small Duas 9-15 – (Ch.9 UKIM Studies in Islam Part 1) Arabic & Meaning Kalima 1-3 Iman Mufasal & Meaning Emphasis on proper pronunciation Students can be introduced to word to word meanings of surahs Fātihah, Nas to Falaq if they complete above syllabus.
Recommended Books:	Juz Amma for Madrassah Students or UKIM Studies in Islam Part 1

Hadith Studies

Objective:	Memorize ahadith. Objective is for all students to finish memorization of ahadith up to hadith 10 meaning.
Course Guideline:	Memorize small ahadith 1-10 All Ahadith should involve discussion to understand the application in our lives. Students should know the ahadith by titles. Emphasis on proper pronunciation
Recommended Books:	Hadeeth for beginners

Salah Revision

Objective:	To Learn the complete Salah and Performance of Wudu
Course Guideline:	Names of Salah and timings Performance of Wudu Salah A-Z including from start to end including all Arabic parts of Salah emphasis on Tashahud, Darood and Dua
Recommended Books:	UKIM Studies in Islam Part 1 chapter on salah or Weekend learning book.

Level 3 (8-9 years old) – Islamic Studies

Objective:	Various topics on Islam continue to be introduced. The depth and diversity of topic increases.
-------------------	--

Week	3 rd Level Lesson	Lesson Outline and Objective
1	What does Allāh do	An introduction to Allāh – His activities and His roles.
2	Some names of Allāh	Types of belief – belief in Allāh
3	Allāh : The Most Merciful	An introduction to the names of Allāh.
4	Allāh : The Best Judge	Why Allāh is so merciful – an analysis of His mercy
5	We are Muslims	We Have Iman
6	EXAM	
7	Names of the Qur’ān	The Qur’ān is known by many other names.
8	Hadith	What makes us Muslim – just the faith or do we need to do more?
9	Shahadah	Overview of Hadith
10	Types of salāt	Overview and importance of Shahadah
11	Why to make salāt	Introduction to many different forms of salat.
12	EXAM	
13	Sawm	Overview and importance of fasting in Islam.
14	Charity	Overview of Charity in Islam.
15	Hajj	Understanding importance of Hajj, its steps.
16	Prophet in Makkah	A short summary of the Makkan life of the prophet,
17	Prophet in Madinah	A short summary of the Madinan life of the Prophet
18	How Rasul treated others	A short summary of the behavior and conduct of the Prophet (S)
19	EXAM	
20	Ismā’īl and Ishāq	Introduction about prophet Ismā’īl and Ishāq – their brief biography.
21	Dāwūd	Introduction about prophet Dāwūd – his biography.
22	‘Isā	Introduction about prophet ‘Isā– his brief biography.
23	Being Kind	A virtue of the believers
24	Forgiveness	A quality of the believers
25	Good deeds	Importance of good deeds in Islam
26	EXAM	
27	Cleanliness	Importance of cleanliness in Islam.
28	Right Path	Introduction about the Straight Path.
29	Muslim Family	What is a family? Introduction about an ideal Muslim family.
30	Perseverance	Never Give Up
31	Punctuality	Importance of punctuality in Islam.
32	Jinn	Introduction about the Jinns
33	EXAM	

Extension work:

Islamic manners and etiquettes 1: Manners of eating, drinking and going to bed.

Islamic manners and etiquettes 2: Manners with parents, teachers, friends and non-Muslims.



Discussion about importance of Jum'ah salat.

Importance of forgiveness in Islam.

Ibadah a comprehensive view (*The children’s book of Islam part 1 from Islamic Foundation p51-54.*

Level 4 – Course Outline and Guidelines

Recommended Books:



Hifz Studies

Objective:	Objective is for all students to finish memorization of sūrah Fātihah, An Naas up to Al Mauun. Duas 5-15 and Kalima 3 -4, including Iman Mufasal, Mujmal, Awamir and Nahwahee
Course Guideline:	Finish memorization of sūrah Fātihah, An Naas up to Al Mauun. Know the overall meaning of sūrah Al-Fātiha, An-Nas to An Nasr. Memorize small Duas 5-15 Arabic & Meaning Kalima 3-4 Iman Mufasal & Mujmal with Meaning Awamir and Nahwahee 1-6 with meaning Emphasis on proper pronunciation
Recommended Books:	UKIM Studies in Islam Part 1 & Juz Amma for Madrassah Students

Hadith Studies

Objective:	Memorize ahadith. Objective is for all students to finish memorization of ahadith up to hadith 20 meaning.
Course Guideline:	Memorize small ahadith 10- 20 All Ahadith should involve discussion to understand the application in our lives. Students should know the ahadith by titles. Emphasis on proper pronunciation
Recommended Books:	Hadeeth for beginners

Salah Revision

Objective:	To Learn the complete Salah and Performance of Wudu
Course Guideline:	Names of Salah and timings Performance of Wudu Salah A-Z including from start to end including all Arabic parts of Salah Memorise Iqamat and Adhan
Recommended Books:	UKIM Studies in Islam Part 1 chapter on salah or Weekend learning book.



Level 4 (9 -10years old) – Islamic Studies

Objective:	Various topics on Islam continue to be introduced. The depth and diversity of topic increases.
-------------------	--

Week	4 th Level Lesson	Lesson Outline and Objective
1	Rewards of Allāh	Understand how and why Allāh rewards us.
2	Discipline of Allāh	Study various forms of discipline of Allāh.
3	Some names of Allāh	Learning many different names of Allāh.
4	Books of Allāh	Introduction to divine revelation – books of Allāh
5	Pre-Islamic Arab	Introduction to the life and conditions in Pre-Islamic Arabia
6	EXAM	
7	Year of Elephant	An overview of the year 570 C.E. – why it was named as the Year of Elephant
8	Early life of Muhammad (S)	Overview of the early life of Muhammad (S).
9	Life before prophethood	An overview of the life of the Prophet (S) before he became Rasulullah.
10	Receipt of prophethood	An overview of the Prophet receiving the divine revelation.
11	Makkan period	An overview of the life and activities of prophet in Makkah
12	Pledges of Aqabah	An overview of the Prophet’s life in Madinah after migrating to the land.
13	EXAM	
14	Hijrat to Madinah	Students will learn the actual events during migration to Madinah.
15	Madinan Period	An overview of the life and activities of prophet in Madinah.
16	Victory of Makkah	Overview of why and how Makkah was conquered.
17	Abu Bakr	Life and achievements of Abu Bakr
18	Umar al-Khattāb	Life and achievements of Umar al-Khattab
19	‘Uthman ibn Affan	Life and achievements of ‘Uthman ibn Affan
20	EXAM	
21	‘Ali ibn Abu Talib	Life and achievements of ‘Ali ibn Abu Talib
22	Compilers of Hadith	An introduction to the biographies of the Compilers of Hadith
23	Shaitān's mode of Operation	Who is Shaitan? His characteristics, his mode of action. An overview.
24	Hūd	Introduction about prophet Hūd – his biography.
25	Sālih	Introduction about prophet Sālih – his biography.
26	EXAM	
27	Mūsā	Introduction about prophet Mūsā – his biography.
28	Sulaimān	Introduction about prophet Sulaimān – his biography.
29	Truthfulness	Moral building lessons – how Islam looks at truthfulness and why it is important?
30	Perseverance	A conceptual understanding perseverance – how and why it is important.
31	Day of Judgment	Introduction to the Day of Judgment, Hereafter
32	‘Eid and its significance	A short overview of ‘Eid and its significance
34	EXAM	

Level 5 – Course Outline and Guidelines

Recommended Books:



Hifz Studies

Objective:	Objective is for all students to finish memorization up to Al Qariah. Duas after salah, Dua Qanoot and Kalima 4 -5, including Iman Mufasal, Mujmal, Awamir and Nahwahee
Course Guideline:	Finish memorization of sūrah Naas to Al Qariah. Know the overall meaning of sūrah Al Kawthar up to Al Quraish. Memorize Duas after Salah pg70 and Dua Qanoot with Meaning Arabic & Meaning Kalima 4 and 5 Iman Mufasal & Mujmal with Meaning Awamir and Nahwahee 7-12 with meaning Emphasis on proper pronunciation
Recommended Books:	UKIM Studies in Islam Part 1 & Juz Amma for Madrassah Students

Hadith Studies

Objective:	Memorize ahadith Objective is for all students to finish memorization of ahadith up to hadith 25 meaning.
Course Guideline:	Memorize small ahadith 13- 25 All Ahadith should involve discussion to understand the application in our lives. Students should know the ahadith by titles. Emphasis on proper pronunciation
Recommended Books:	Hadeeth for beginners

Salah Revision

Objective:	To Learn the complete Salah and Performance of Wudu
Course Guideline:	Names of Salah and timings Performance of Wudu & Ghusl Salah A-Z including from start to end including all Arabic parts of Salah Salah Witr & Dua Qanoot Salutul Janazah basic one
Recommended Books:	UKIM Studies in Islam Part 1 chapter on Salah & Part 2 pg137-140 or Weekend learning book.

Level 5 (11 years old) – Islamic Studies

Objective:	Various topics on Islam continue to be introduced. The depth and diversity of topic increases.
-------------------	--

Week	5 th Level Lesson	Lesson Outline and Objective
1	Allāh our sole Master	Understand how and what makes Allāh as our Master.
2	Why should we worship Allāh	Students will learn why we worship Allāh.
3	Revelation of the Qur’ān	An introduction to the process of revelation of the Qur’ān
4	Characteristics of prophets	All prophets have some common characteristics. Understand these traits.
5	Major mosques in the world	Overview of the major mosques in the world.
6	EXAM	
7	Battle of Badr	Introduction to the first battle of the Muslims.
8	Battle of Uhud	Introduction to the second battle of the Muslims.
9	Battle of Trench	Introduction to the third battle of the Muslims.
10	Hudaibiyah treaty	Overview of the Hudaibiyah treaty and its impact upon the Muslim history.
11	Conquest of Makkah	Overview of what lead to the Conquest of Makkah and how it was accomplished.
12	Adam	Intermediate level introduction about prophet Adam – his biography.
13	EXAM	
14	Ibrāhīm and his arguments	Introduction about prophet Ibrāhīm and his arguments.
15	Ibrāhīm and the idols	Introduction about prophet Ibrāhīm and the idols.
16	Luqman and his teachings	Introduction about Luqman and his teachings.
17	Yūsuf - I – Childhood	Introduction to the childhood of prophet Yūsuf.
18	Yūsuf - II – life in prison	Introduction to the life of prophet Yūsuf in prison.
19	Yusuf -III - dealing with his brothers	Introduction to the dealing of prophet Yūsuf with his brothers.
20	EXAM	
21	Ayyūb	Intermediate level introduction to the life and achievements of prophet Ayyūb.
22	Zakariyyāh Yahyā	Intermediate level introduction to the life of Zakariyyāh and Yahyā.
23	Maryam	Intermediate level introduction to the life of Maryam.
24	Justice	Moral building lessons – how Islam looks at Justice.
25	Upholding truth	Moral building lessons – why Islam wants you to uphold truth.
26	EXAM	
27	Punctuality	Moral building lessons – Punctuality in Islam.
28	My mind, my body	Moral building lessons – role of mind and body and their relative importance in worship.
29	Kindness and forgiveness	Moral building lessons – importance of kindness and forgiveness.
30	Middle Path	A conceptual understanding of the Middle Path in Islam.
31	Significance of salāt	Students will learn about the significance of salāt.
32	Significance of fasting	Students will learn about the significance of fasting.
33	Zakat and Sadaqah	Students will learn about the significance of Zakah and Sadaqah..
34	EXAM	



Extension work:

Brotherhood in Islam (Lift up your hearts by Abdur Rashid Siddiqui)

33 Names of Allah with meaning.

Level 6 – Course Outline and Guidelines

Recommended Books:



Hifz Studies

Objective:	Objective is for all students to finish memorization up to Surah Ad Duha. Duas after salah, Dua Qanoot and Kalima 4 -5, including Iman Mufasal, Mujmal, Awamir and Nahwahee
Course Guideline:	Memorise Surah Naas to Ad Duha Know the overall meaning of sūrah Al Kawthar up to Al Adiyaat. Memorise Ayat Al Kursi with Meaning Memorize Quranic Duas & Meanings 1-6 (<i>Studies in Islam part 2 chapter 12</i>) Arabic & Meaning Kalima 5 & 6 Awamir and Nahwahee 1-6 with meaning Emphasis on proper pronunciation
Recommended Books:	UKIM Studies in Islam Part 2 & Juz Amma for Madrassah Students

Hadith Studies

Objective:	Memorize ahadith Objective is for all students to finish memorization of ahadith up to hadith 30 meaning.
Course Guideline:	Memorize small ahadith 15- 30 Emphasis on proper pronunciation
Recommended Books:	Hadeeth for beginners

Salah Revision

Objective:	To Learn the complete Salah and Performance of Wudu
Course Guideline:	Names of Salah and timings Performance of Wudu The rules of cleanliness. (<i>Studies in Islam part 2 chapter 2</i>) The external conditions of performing Salat. (<i>Studies in Islam part 2</i>) Salah A-Z including from start to end including all Arabic parts of Salah Salah Witr & Dua Qanoot Salutul Janazah for all with meaning
Recommended Books:	UKIM Studies in Islam Part 1 chapter on salah & Part 2 pg137-140 or Weekend learning book.

Level 6 (12 years old) – Islamic Studies

Objective:	Various topics on Islam continue to be introduced. The depth and diversity of topic increases.
-------------------	--

Week	6 th Level Lesson	Lesson Outline and Objective
1	Attributes of Allāh:	Learn the most beautiful names of Allāh is by understanding the attributes of Allāh.
2	Promise of Allāh: It is Always True	The lesson explains the power behind the Promise of Allāh. The promise is always true.
3	Objective of the Qur’ān	This lesson highlights some of the objective of the Qur’ān.
4	Compilation of the Qur’ān	This lesson discusses the process of compilation and preservation of the Qur’ān.
5	Previous Scriptures and the Qur’ān	The students will learn about the past books sent by Allāh.
6	EXAM	
7	Importance of Shahādah	This lesson shows why Shahādah is so important to learn and practice.
8	Compilation of Hadīth	The process of compilation of Hadīth.
9	Nūh (A):	The lesson provides analytical study of his life and struggle for truth.
10	Tālūt, Jālūt and Dāwūd(A)	This lesson discusses about Tālūt, Jālūt and Dāwūd(A) and their struggle.
11	Dāwūd and Sulaimān (A)	This lesson highlights some of the events from the life of Dāwūd and Sulaimān (A).
12	EXAM	
13	Sulaimān (A) and the Queen	This lesson provides the necessary details about Sulaimān’s (A) dealing with queen Bilqis.
14	Mūsā (A) and Fir’awn	This lesson highlights Mūsā’s (A) interaction with Fir’awn.
15	Bani Isrā’īl: Life After Their Rescue	The historical details about history of Bani Isrā’īl after their rescue from Egypt is covered.
16	Mūsā (A) and Khidir	This lesson describes their travel and explanations of the strange events that took place.
17	‘Isā (A) and Maryam (ra)	This lesson provides Qur’ānic explanation of their life and activities of ‘Isā (A) and Maryam.
18	Khadījah (ra)	In the life of Khadījah (ra), we can find one of the best examples of commitment, perseverance, and steadfastness.
19	EXAM	
20	‘Ā’ishah (ra): Beloved Wife of the Prophet (S)	The students will learn about marriage and some of the historical turns of events in the life of one of most beloved wives of the Prophet (S).
21	Fātimah (ra):	In this lesson the greatness of Fātimah (ra) is highlighted.
22	Al-Qiyāmah: The Awakening	An explanation of the meaning of al-Qiyāmah as given in the Qur’ān.
23	Rūh and Nafs: An Overview	The concept of rūh and nafs is explained in a simple and easy to understand manner.
24	The Angels and The Jinn:	This lesson provides an overview of angels and jinn
25	Shaitān: The Invisible Enemy	How to identify and avoid his temptations of Shaitān.
26	EXAM	

27	Taqwā: The Quality of True Believers	On the other side of shaitān’s temptation lies taqwā or God Consciousness. This lesson explains what taqwā is and how we can increase it in our life.
28	My Friend is a Muslim Now	This lesson highlights why and what draws some of the people towards Islam.
29	Friendship: With Others and With Opposite Gender	The lesson explains Islamic perspective of friendship – what to look for when making friendship.
30	‘Reading’ or Performing Salāt	Are we to “read” salat in a robotic process or are we to “perform” salāt.
31	Muslims Around the World	This lesson provides an interesting insight of Muslims around the world.
32	People of Other Faiths	How we can appreciate people of other faith and live with them.
33	EXAM	

Extension work:



Duties and rights in Islam (Studies in Islam Part 2, Ch.3)

Salat ul Jumuah: The significance of Friday, Salatul Jumuah and its rituals.

66 Names of Allah with meaning.

Level 7 – Course Outline and Guidelines

Recommended Books:



Hifz Studies

Objective:	Objective is for all students to finish memorization up to Surah Al Balad. Duas after salah, Kalima 5 -6, including Iman Mufasal, Mujmal, Awamir and Nahwahee
Course Guideline:	Memorise Surah Naas to Al Balad Know the overall meaning of sūrah Al Zilzal up to Ad duha. Memorize Quranic Duas & Meaning 7-12 (<i>Studies in Islam part 2 chapter 12</i>) Awamir and Nahwahee 7-12 with meaning and understanding Kalima 5 -6, including Iman Mufasal, Mujmal, Emphasis on proper pronunciation
Recommended Books:	UKIM Studies in Islam Part 2 & Juz Amma for Madrassah Students

Hadith Studies

Objective:	Memorize ahadith Objective is for all students to finish memorization of ahadith up to hadith 35 meaning.
Course Guideline:	Memorize small ahadith 22- 35 Emphasis on proper pronunciation
Recommended Books:	Hadeeth for beginners

Salah Revision

Objective:	To Learn the complete Salah and Performance of Wudu
Course Guideline:	Names of Salah and timings Performance of Wudu & Ghusl Salah A-Z including from start to end including all Arabic parts of Salah Salah Witr & Dua Qanoot with meaning Salutul Janazah for all with meaning
Recommended Books:	UKIM Studies in Islam Part 1 chapter on salah & Part 2 pg137-140 or Weekend learning book.

Level 7 (13 years old) – Islamic Studies

Objective:	Various topics on Islam continue to be introduced. The depth and diversity of topic increases.
-------------------	--

Week	7 th Level Lesson	Lesson Outline and Objective
1	Why & What is Islam	Understand what is Islam and why we follow Islam.
2	The Qur’ān - other names and	Know the significance of the names of the Qur’ān..
3	Forgiveness of Allāh - Istighfar	Why we seek forgiveness, what is the importance of istighfar.
4	Allāh: Angry or Kind	Is Allāh angry or is He kind? What is His dominant attribute?
5	Islamic Greetings	What we greet people with Islamic greetings? What are its significance.
6	EXAM	
7	Adam (A)	Advanced level discussion about prophet Adam (A) and his trials.
8	‘Ad and Thamūd	Revisiting the story of the ‘Ad and the Thamūd to study the similarities in their living.
9	Stories of Ibrāhīm (A) -I	Overview of the life and activities of prophet Ibrāhīm (A) – his life in Iraq
10	Stories of Ibrāhīm (A) -II	Overview of the life and activities of prophet Ibrāhīm (A) –life in Egypt.
11	Sacrifice of Ibrāhīm (A)	Ibrāhīm (A) made greatest sacrifice. Learning the significance of the sacrifices.
12	Lūt (A)	Learning the message from the story of Lūt and his teachings.
13	EXAM	
14	Yūsuf - overcoming temptation	Temptation and how to overcome it. Lessons learned from the life of Yūsuf.
15	Dhul Qurnain	Overview of Dhul Qurnain as mentioned in the Qur’ān
16	Companions of Cave	Who were the Companions of the Cave? Their story as narrated in the Qur’ān.
17	Abū Sufyān	Contribution of Abū Sufyān in shaping the history of early Islam.
18	Khalid Ibn Walid	Contribution of Khalid Ibn Walid in shaping the history of early Islam.
19	How to Achieve Success	What are some of the ways to achieve success under Islamic principle.
20	EXAM	
21	Character of Prophets	An overview of character of all past prophets – their similarities.
22	Prophet's Marriage	Why the Prophet (S) married 13 women? What are the causes and implications?
23	Purification	Understanding of importance of physical and spiritual purification in Islam.
24	Permitted and Prohibited	Understanding the permitted and prohibited in Islam.
25	Lailatul Qadr	What made Lailatul Qadr so majestic night? An overview.

26	EXAM	
27	Fasting in Ramadan	How fasting in Ramadan can make us better Muslims?
28	My Family is Muslim Now	A story about how a Christian family became Muslim – their experiences.
29	Amr bil ma'rūf	Enjoin Good and forbid evil. The lesson covers why it is important to enjoin good.
30	Guard Your Tongue	Why to guard our tongue? Islamic perspective on guarding our tongue.
31	Lessons from past civilizations	What lessons can we learn from the past civilizations?
32	Science in the Qur'ān	A brief overview of many of the scientific references in the Qur'ān.
33	EXAM	

Extension work:

Shirk and Bida'a: Definition and Explanation of Shirk and Bidaa.



Jihad: Quranic concept (*Studies in Islam part 2 and Islamic Beliefs and Teachings*).

The heart(Qalb) in the light of Quranic verses

99 Names of Allah with meaning.

Level 8 – Course Outline and Guidelines

Recommended Books:



Hifz Studies

Objective:	Objective is for all students to finish memorization of below surahs, Quranic Duas, Ayat al Kursi, Awamir and Nahwahee
Course Guideline:	Memorise the with meaning Surah Al Baqarah v85, An Nisaa v68, Al Imran v19, Al Maidah v2-3 & v6, An Noor v30 and Hujarat v10-14. Memorise Ayat Al Kursi with Meaning Memorize Quranic Duas 1-12 (IS Part 2) Memorize Awamar & Nawahi 12-24 (IS Part 2) Emphasis on proper pronunciation
Recommended Books:	Arabic-English translation of the Qur'ān, Juz Amma for Madrassah Students. Studies in Islam Part 2 pg151-156

Hadith Studies

Objective:	Memorize ahadith Objective is for all students to finish memorization of ahadith up to hadith 40 & meaning.
Course Guideline:	Memorize small ahadith 35- 40 and 1-10 Emphasis on proper pronunciation Revise the explanation of ahadith 1-10
Recommended Books:	Hadeeth for beginners

Salah Revision

Objective:	To Learn the complete Salah and Performance of Wudu
Course Guideline:	Names of Salah and timings Performance of Wudu & Ghusl Salah A-Z including from start to end including all Arabic parts of Salah Salah Witr & Dua Qanoot Salutul Janazah for all with meaning
Recommended Books:	UKIM Studies in Islam Part 1 chapter on salah & Part 2 pg137-140 or Weekend learning book.

Level 8 (14 years old) – Islamic Studies

Objective:	Various topics on Islam continue to be introduced. The depth and diversity of topic increases.
-------------------	--

Week	8 th Level Lesson	Lesson Outline and Objective
1	Divine Names	This lesson provides an analysis of divine named from different angle.
2	Objective of the Qur'ān	This lesson highlights some of the objective of the Qur'ān.
3	Hadīth: Collection and Classification	The process of collection and compilation of Hadīth. This lesson provides an overview.
4	Madhhab: A Brief Overview	This lesson provides serious analysis of the four madhhab.
5	Hope, Hopefulness, Hopelessness	This lesson discusses why believers express hope, why some people become hopeless.
6	EXAM	
7	Trial in Life:	How we can identify trial and how we can emerge successful.
8	Friends - Friendship: Good Friend	Who are good friend? The lesson provides in-depth analysis.
9	Friendship with Non-Muslims	This lesson provides analytical study of the concept.
10	Dating: Islamic viewpoint	The lesson gives an overview of Islamic viewpoint on dating.
11	Duties Towards Parents	Duties towards parents are the second most important duty after worshipping Allāh. This lesson provides an in depth analysis.
12	Islam For Middle Madrassah Students	This lesson discusses some of the issues Muslim middle madrassah students are facing in the West and provides them solutions to their problems.
13	EXAM	
14	The Battle of Badr	This lesson covers the Battle of Badr to provide greater depth and understanding.
15	The Battle of Uhud	This lesson discusses the Battle of Uhud, emphasizing upon its various turns of events.
16	Banu Qaynuqa: Threat Within Madīnah	Soon after the Battle of Badr, Banu Qaynuqa was expelled from Madīnah. What happened with them and why were they expelled. This lesson analyzes the event.
17	Banu Nadīr: Treachery in Madīnah	After the Battle of Uhud, Banu Nadīr was expelled. This lesson analyzes the event.
18	The Battle of Khandaq	This lesson covers the Battle of Khandaq, emphasizing upon its various turns of events.
19	Banu Qurayzah	Soon after the Battle of Khandaq, about 700 men of Banu Qurayzah were killed. Why?
20	EXAM	
21	Sūrah Al-Ahzāb on the Battle of Khandaq	A hands-on training as to how students can interpret and analyze some of the verses from sūrah al-Ahzāb that deal with the Battle of Khandaq.
22	Hudaibiyah Treaty: A Clear Victory	This lesson provides an analysis of the incident leading to signing of Hudaibiyah Treaty.
23	Mission to Tabūk: A Test of Steadfastness	the Mission to Tabūk was a severe test for the believers. This lesson provides an interesting analysis of the entire mission.
24	Farewell Pilgrimage	This lesson provides an in-depth analysis of the Farewell Pilgrimage.
25	Performance of Hajj	This lesson provides step by step analysis of all the rituals of Hajj.

26	EXAM	
27	Paradise and Hell	This lesson provides an overview of Paradise and Hell.
28	Finality of the Prophethood	Muhammad (S) is the Final Prophet and no prophet can come after him. An analysis.
29	Early History of Shī'ah	A historical analysis of how Shī'ah groups emerged.
30	Umayyad Dynasty	Analysis of the dynasty formed after the last of the four Khalīfas.
31	Abbasid Dynasty	An analytical overview of Abbasid Dynasty and its achievements.
32	Permitted and Prohibited Food	This lesson provides clear understanding of the permitted and prohibited food in Islam.
33	EXAM	

Extension work:



Paradise and Hell: an overview of Paradise and Hell.

Status, rights and duties of women in Islam.

What are the major sins in Islam

Level 9 – Course Outline and Guidelines

Recommended Books:



Qur'ānic Studies

Objective:	Objective is for all students to finish memorization of below surahs, Quranic Duas, Ayat al Kursi, Kalima 3,4&5 Awamir and Nahwahee
Course Guideline:	Memorize with meanin Al Baqarah v 1-5, v 21, v152, v 208, Al Imran v96, v97, v102, v103 & Ta Ha v123 Memorise Ayat Al Kursi with Meaning Memorize Quranic Duas 1-12 (IS Part 2) Memorize Awamar & Nawahi 1-15 (IS Part 2) Kalima 3,4&5 with meaning
Recommended Books:	Arabic-English translation of the Qur'ān, Juz Amma for Madrassah Students. Studies in Islam Part 2

Hadith Studies

Objective:	Memorize ahadith Objective is for all students to finish memorization of ahadith up to hadith 40 & meaning.
Course Guideline:	Memorize small ahadith 1- 20 Emphasis on proper pronunciation Revise the explanation of ahadith 1-20
Recommended Books:	Hadeeth for beginners

Salah Revision

Objective:	To Learn the complete Salah and Performance of Wudu
Course Guideline:	Names of Salah and timings Performance of Wudu & Ghusl Salah A-Z including from start to end including all Arabic parts of Salah Salah Witr & Dua Qanoot Salutul Janazah for all with meaning
Recommended Books:	UKIM Studies in Islam Part 1 chapter on salah & Part 2 pg137-140 or Weekend learning book.

Level 9 (15 years old) – Islamic Studies

Week	9th Level Lesson	Lesson Outline and Objective
1	Signs of Allāh in nature	The Qur'ān asked us to study the nature to “discover” the signs of Tawhid. This lesson analyzes the classifications of the signs.
2	Ponder over Qur'ān	This lesson discusses the importance of pondering over the message of the Qur'ān.
3	Preservation and Compilation of the Qur'ān	Preservation and compilation of the Qur'ān was methodical, scientific and accurate. The lesson discusses the process in detail.
4	Ibadat - easy ways to do it	Ibadat involves many activities. This lesson analyzes forms of Ibadat.
5	Why human being are superior	Why human beings are superior, what makes them superior?
6	EXAM	
7	Is Islam a violent religion	This lesson discusses the topic and shows Islam is not a violent religion.
8	Peer Pressure	Nobody is immune from peer pressure – even adults experience peer pressure. This lesson shows how to recognize and avoid peer pressure.
9	Choices We make	This lesson shows our life in this world and in the Hereafter is determined by choices we make.
10	Dating in Islam	This lesson discusses how Islam views about dating and how the students need to respond to dating pressure.
11	Alcohol and Gambling	This lesson discusses the issue of alcohol and gambling in Islam.
12	EXAM	
13	Permitted and Prohibited Food	What does the Qur'ān say about the prohibited food? This lesson is an eye opener for Muslim youths growing up in the West.
14	Food of the People of the Book	The Qur'ān says foods of the People of the Book are permissible to eat. This lesson critically analyzes the implications of this permission.
15	Khadijah (ra)	This lesson analyzes the life and personality of Khadijah (ra) to show her level of commitment and dedication for the cause of Islam and family life.
16	Prophet's Multiple Marriage	The Prophet's (S) multiple marriage is re-introduced with additional details to explain various nuances.
17	Marriage with Zainab (ra)	This lesson discusses marriage of Zainab (ra) in the light of the Qur'ānic verses.
18	The Prophet (S) – A great Army General	The Prophet (S) was also a successful, self-made army general, whose intelligence, and maneuvers ensured Muslim success in all the battles.
19	EXAM	



20	God's Chosen People	Are the Jews God's chosen people? This lesson discusses the issue.
21	Mūsā's Personality	This lesson presents a critical analysis of Mūsā's personality in order to understand what made him a great prophet.
22	Prophecy of Muhammad in the Bible	The advent of Muhammad (S) is mentioned in the Bible. This lesson explains many of the prophecies in the light of Islam.
23	Shī'ah Muslims	This lesson provides an introduction to Shī'ah Muslims.
24	Muslims in North America	This lesson is an overview of early settlement of Muslims in America.
25	Life cycle of truth - examples from prophets lives	This analytical lesson explains the life cycle of truth – with examples drawn from prophets lives to encourage students to stand up for truth.
26	EXAM	
27	How Ramadan can bring the best in us	This inspiring lesson shows how each youth can bring his or her best during Ramadan.
28	Indecency	Islam strongly encourages avoiding indecency in behavior. This lesson explains what is indecent in Islam and how youths can avoid indecency.
29	Allegations Against the Prophet	This lesson explains the deeper meaning of the accusations hurled at the Prophet (S) as liar, soothsayer, crazy, forger, etc.
30	Family Values	What is a family in Islam and what are the family values? This lesson explains how to preserve and promote good family values.
31	Shariah	This lesson discusses Shariah and its importance in Muslim life.
32	Justice In Islam	This lesson discusses the significance of justice and how youths can emulate the quality of being just in life.
33	EXAM	

Extension work:

The political system of Islam. (*Islam Beliefs and Teachings*)
The fiqh of funeral and burial

Level 10 – Course Outline and Guidelines

Recommended Books:



Hifz Studies

Objective:	Objective is for all students to finish memorization of below surahs, Quranic Duas, Ayat al Kursi, Kalima 5&6, Awamir and Nahwahee
Course Guideline:	Memorize with meaning Ayat of Surah Al Baqarah v222, Al Imran v110, 112, 134, Bani Israeel v24, 25, An Nisa v59, Al Maidah V116, Al Muminoon V1, 2, 12, 13, Al Ahzab v59, Al Luqmaan v14, Naml v 90, Hujaraat v12, Al Fatah v28-29, Juma v19, Tahreem v8, Memorize Quranic Duas 1-12 (IS Part 2) Memorize Awamar & Nawahi 12-24 (IS Part 2) Kalima 5&6 with meaning
Recommended Books:	Arabic-English translation of the Qur'ān, Juz Amma for Madrassah Students. Studies in Islam Part 2

Hadith Studies

Objective:	Memorize ahadith Objective is for all students to finish memorization of ahadith up to hadith 40 & meaning.
Course Guideline:	Memorize small ahadith 21 -40 Emphasis on proper pronunciation Revise the explanation of ahadith 21-40
Recommended Books:	Hadeeth for beginners

Salah Revision

Objective:	To Learn the complete Salah and Performance of Wudu
Course Guideline:	Names of Salah and timings Performance of Wudu & Ghusl Salah A-Z including from start to end including all Arabic parts of Salah Salah Witr & Dua Qanoot Salutul Janazah for all with meaning
Recommended Books:	UKIM Studies in Islam Part 1 chapter on salah & Part 2 pg137-140 or Weekend learning book.

Level 10 (16 years old) – Islamic Studies

Week	10 th Level Lesson	Lesson Outline and Objective
1	Understanding the word Allah	This introductory lesson analyzes the use of the word ‘Allah’ among the Arabs before and after Islam and connects it to other Semitic languages.
2	Al Fatihah	This lesson provides an analytical study of the introductory surah in the Quran.
3	Al Fatihah vs The Lord’s Prayer	This lesson provides an analytical study of both prayers to high light the objectives and scope of each prayer.
4	Muhkam and Mutashabihat Verses	This lesson provides a basic understanding of the two types of verses that will help students appreciate the scope of the Quranic message with greater ease
5	Al Asr – the formula of success	This lesson provides a brief summary of the surah with an analysis of the success formula.
6	EXAM	
7	Quranic Calligraphy	This lesson provides a historical background of the rich heritage of Quranic calligraphy.
8	The Bible and the Quran	This lesson provides a comparative analysis of the Bible and the Quran in a tabular format.
9	The Ten Commandments and Islam	This lesson analyses the connection between the Ten Commandments and Islam to show that this is not a new religion but a continuation of past religions.
10	Adam and Eve in The Garden	This lesson analyses how Shaitan tempted Adam (A) by giving him a false impression about life.
11	Women in the Quran	The Quran mentions several women. The lesson lists these women and classifies them based on their involvement or the morals the established.
12	A Muslim Family	This Lesson presents a short summary of the rights and duties of some members of the family .
13	EXAM	
14	Status of Women in Islam	This lesson summarizes how Islam envisioned granting Women their rightful status in society.
15	Marriage to non Muslims	This lesson analyzes the criteria Islam established for Muslim men or a women to consider before marrying knots with people of other faiths.
16	Marrying four women	This lesson analyses the divine wisdom behind granting the approval to have plural wives.
17	Difficult questions on marriage	This lesson students will analyse several difficult questions on marriage to find a reasonable answer based on Quran and Sunnah.
18	Who are the Khalifah on Earth?	This lesson analyses the importance of being true Khalifah on earth.
19	False Piety	This lesson analyses how believers can identify, be alert for, and avoid any show of false piety.

20	EXAM	
21	Superstition	This lesson sheds light on the origin and practice of superstition and guides students to identify possible practices and actions in order to avoid them.
22	Do not transgress limits	This lesson provides an overview of the topic and suggests ways to guard ourselves and avoid being transgressors.
23	Secular and Religious Duties	This lesson provides an overview of secularism as well as secular and religious duties.
24	Racism in Islam	This lesson provides an overview of how Prophet (s) was instrumental in fighting racism and how Quran directed mankind to overcome the racial prejudice.
25	Principles of an Islamic Economy	This lesson presents a brief introduction to the principles that made the Islamic economic system stand out in comparison to capitalistic and socialistic economic systems.
26	EXAM	
27	Public Finance in Early Islam	This lesson provides an interesting overview of the emergence and success of an efficient public finance in the early Islamic period.
28	Islamic Architecture	This lesson provides a brief overview of Islamic architecture.
29	Islam in Spain and Portugal	This lesson describes the spread of islam in Spain and Portugal.
30	Independent Project	Choose any 3 projects: Use of animals in medical research.
31	Independent Project	Organ donation and organ transplant Fertility treatment. Abortion.
32	Independent Project	Genetic engineering, cloning. Plastic surgery. Finality of Prophethood
33	EXAM	

Extension work:

Witness on to Mankind: Understanding the purpose and mission of our life
To be a Muslim by Fathi Yakun

Qaida & Qur'an Course Outline and Guidelines

Qaida Class

Objective:	Learn all the alphabets. Learn reading small 2-, 3- and 4-letter words without vowel signs, followed by words with vowel signs, the students are required to finish learning all vowel signs to be able to read small words. haraka signs and read two- , three- and four-letter words.
Course Guideline:	<p>Review alphabets – connecting 2- and 3-letter words Connecting 3-letter words (no vowels yet) Introduce vowel signs – fatha. Kasra and Damma or zabar, zair, pesh 2-letter and 3-letter words with vowel signs Continue emphasizing writing Arabic (not for now) Review or new lessons with sukun Review or new lessons with Tanwin, Shadd, Madd Mixed exercise – two and three letter words – taken from the Qur'an Proper pronunciation is emphasized. Know all the haraka signs used in Arabic reading. Be able to connect two-, three- and four-letters in a word. Proper pronunciation and tajweed is emphasized. Know the rules of م (mim) and ن (nun) with shaddah. Rule of Huroof madd Asli Rule of Huroof Leen Rule of Tanween and nun sakeen Rule of Izhaar of Noon Saakin and Tanween Rules of Ikhfaa Rules of Jazam and Qalqalah Rule of Tasheed Rules of Letter Raa Rules of Qamari and Shamsi Rules of Letter Laam Waqf Rules Of Madd Huroof –E- Muqattaat Laws of meem Saakin Remaining Laws of Noon Saakin & Tanween Idghaam Symbols of Stopping</p>
Recommended Books:	Ahsanul Qawaid Noorani Qaida

Qaida & Qur'an Course Outline and Guidelines

Qur'an Level 1

Objective:	From the beginning of the academic year, the students will start reading the Qur'an, starting with small sūrahs from Juz Amma and then moving to Juz 1-6. Each day the class must read 1 page of Qur'an in a group environment. Proper pronunciation and tajweed is emphasized. Articulation of letters. Tajweed rules must be put into practice. Please use Noorani Qaida to explain rules to children
Course Guideline:	<p>Independent reading of sūrah.</p> <p>Finish Juz Amma if not completed in the previous class.</p> <p>Proper pronunciation and tajweed is emphasized.</p> <p>Know the rules of م (mim) and ن (nun) with shaddah.</p> <p>Rule of Huroof madd Asli</p> <p>Rule of Huroof Leen</p> <p>Rule of Tanween and nun sakeen</p> <p>Rule of Izhaar of Noon Saakin and Tanween</p> <p>Rules of Ikhfaa</p> <p>Rules of Jazam and Qalqalah</p> <p>Rule of Tasheed</p> <p>Rules of Letter Raa</p> <p>Rules of Qamari and Shamsi</p> <p>Rules of Letter Laam</p> <p>Waqf</p> <p>Rules Of Madd</p> <p>Huroof –E- Muqattaat</p> <p>Laws of meem Saakin</p> <p>Remaining Laws of Noon Saakin & Tanween</p> <p>Idghaam</p> <p>Symbols of Stopping</p>
Recommended Books:	Juzz 30 or Qur'an Noorani Qaida

Qaida & Qur'an Course Outline and Guidelines

Qur'an Level 2

Objective:	From the beginning of the academic year, the students will start reading the Qur'ān, starting with Juz 7 to 16. Each day the class must read 1.25 pages of Quraan in a group environment. Proper pronunciation and tajweed is emphasized. Articulation of letters. Tajweed rules must be put into practice. Please use Noorani Qaida to explain rules to children
Course Guideline:	<p>Independent reading of sūrah. Finish Juz Amma if not completed in the previous class. Proper pronunciation and tajweed is emphasized. Know the rules of م (mim) and ن (nun) with shaddah. Rule of Huroof madd Asli Rule of Huroof Leen Rule of Tanween and nun sakeen Rule of Izhaar of Noon Saakin and Tanween Rules of Ikhfaa Rules of Jazam and Qalqalah Rule of Tasheed Rules of Letter Raa Rules of Qamari and Shamsi Rules of Letter Laam Waqf Rules Of Madd Huroof –E- Muqattaat Laws of meem Saakin Remaining Laws of Noon Saakin & Tanween Idghaam Symbols of Stopping</p>
Recommended Books:	Quraan (Tajweed Qur'an is preferred) Noorani Qaida


Qaida & Qur'an Course Outline and Guidelines

Qur'an Level 3

Objective:	From the beginning of the academic year, the students will start reading the Qur'ān, starting with Juz 17 to 29. Each day the class must read 1.5 pages of Quraan in a group environment. Proper pronunciation and tajweed is emphasized. Articulation of letters. Tajweed rules must be put into practice. Please use Noorani Qaida to explain rules to children
Course Guideline:	<p>Independent reading of sūrah. Finish Juz Amma if not completed in the previous class. Proper pronunciation and tajweed is emphasized. Know the rules of م (mim) and ن (nun) with shaddah. Rule of Huroof madd Asli Rule of Huroof Leen Rule of Tanween and nun sakeen Rule of Izhaar of Noon Saakin and Tanween Rules of Ikhfaa Rules of Jazam and Qalqalah Rule of Tasheed Rules of Letter Raa Rules of Qamari and Shamsi Rules of Letter Laam Waqf Rules Of Madd Huroof –E- Muqattaat Laws of meem Saakin Remaining Laws of Noon Saakin & Tanween Idghaam Symbols of Stopping</p>
Recommended Books:	Quraan (Non -Tajweed Qur'an is preferred) Noorani Qaida

Arabic Language Syllabus

Recommended Books:



The study of the Arabic Language is an optional subject. It is recommended to start teaching at the age of 9 at the latest. The ages provided below are just suggestions, it may be possible to complete the syllabus earlier than suggested below.

Arabic Language (Age 9)

Objective:	Objective is for Students to learn to Write basic Alphabet and joining Words and complete up to lesson 5 of Madinah Arabic Reader
Course Guideline:	Learn Writing and Joining Arabic Alphabet using Gateway to Arabic Book 1 Complete up to Lesson 5 of Madinah Arabic Reader book1
Recommended Books:	Madinah Arabic Reader book1 & Gateway to Arabic Book 1

Arabic Language (Age 10)

Objective:	Objective is for Students to learn to Write basic Alphabet and joining Words and complete up to lesson 10 of Madinah Arabic Reader
Course Guideline:	Learn Writing and Joining Arabic Alphabet using Gateway to Arabic Book 1 Complete up to Lesson 10 and the revision of all the whole year course of Madinah Arabic Reader book1
Recommended Books:	Madinah Arabic Reader book1 & Gateway to Arabic Book 1

Arabic Language (Age 11)

Objective:	Objective is for Students to complete up to lesson 6 of Madinah Arabic Reader 2
Course Guideline:	Complete up to Lesson 6 Conversation books to supplement. This is at the teachers discretion.
Recommended Books:	Madinah Arabic Reader book 2

Arabic Language (Age 12)

Objective:	Objective is for Students to complete up to lesson 13 of Madinah Arabic Reader 2
Course Guideline:	Complete up to Lesson 13 Conversation books to supplement. This is at the teachers discretion.
Recommended Books:	Madinah Arabic Reader book 2

Arabic Language (Age 13)

Objective:	Objective is for Students to complete up to lesson 6 of Madinah Arabic Reader 3
Course Guideline:	Complete up to Lesson 6 Conversation books to supplement. This is at the teachers discretion.
Recommended Books:	Madinah Arabic Reader book 3

Arabic Language (Age 14)

Objective:	Objective is for Students to complete up to the end lesson of Madinah Arabic Reader 3
Course Guideline:	Complete up to end lesson of book 3 Conversation books to supplement. This is at the teacher's discretion.
Recommended Books:	Madinah Arabic Reader book 3

Arabic Language (Age 15)

Objective:	Objective is for Students to complete up to the end lesson 6 of Madinah Arabic Reader 4
Course Guideline:	Complete up to end lesson Conversation books to supplement. This is at the teachers discretion.
Recommended Books:	Madinah Arabic Reader book 4

Urdu Language Syllabus

The study of the Urdu Language is an optional subject. The aim of studying Urdu is to prepare learners for the GCSE Urdu exams. As such it is recommended to employ qualified teachers who teach at GCSE level within mainstream schools.

Subject Content for GCSE:

<p>Lifestyle</p> <p>Health</p> <ul style="list-style-type: none">• Healthy and unhealthy lifestyles and their consequences <p>Relationships and Choices</p> <ul style="list-style-type: none">• Relationships with family and friends• Future plans regarding marriage• Social issues and equality	<p>Leisure</p> <p>Free Time and the Media</p> <ul style="list-style-type: none">• Free time activities• Shopping, money, fashion and trends• Advantages and disadvantages of new technology <p>Holidays</p> <ul style="list-style-type: none">• Plans, preferences, experiences• What to see and getting around
<p>Home and Environment</p> <p>Home and Local Area</p> <ul style="list-style-type: none">• Special occasions celebrated in the home• Home, town, neighbourhood and region, where it is and what it is like <p>Environment</p> <ul style="list-style-type: none">• Current problems facing the planet• Being environmentally friendly within the home and local area	<p>Work and Education</p> <p>School/College and Future Plans</p> <ul style="list-style-type: none">• What school/college is like• Pressures and problems <p>Current and Future Jobs</p> <ul style="list-style-type: none">• Looking for and getting a job• Advantages and disadvantages of different jobs

For additional resources to supplement the Urdu syllabus please visit the UKIM National Education Team website.